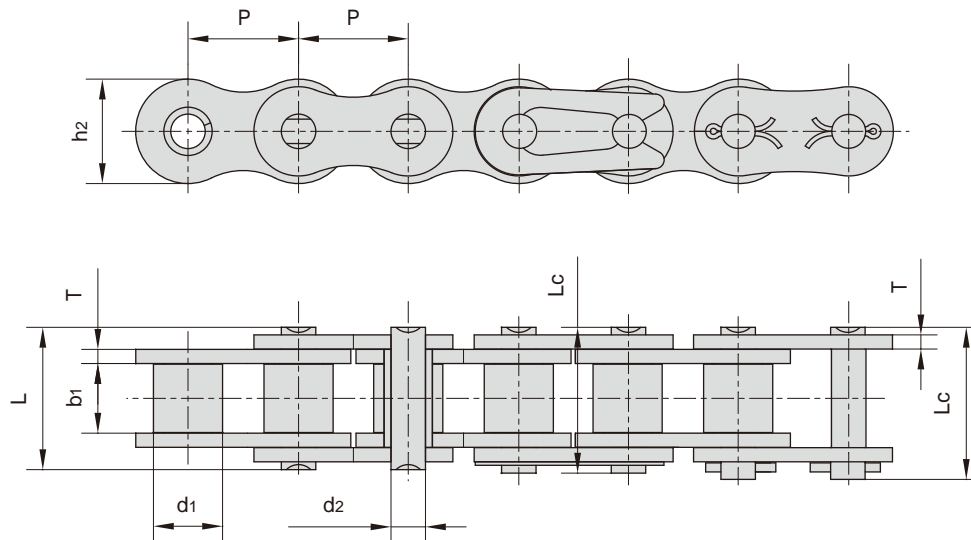


重载系列滚子链

Heavy duty series roller chains

单排滚子链/套筒链

Simplex roller chains & bush chains



ISO/ANSI 链号 ISO/ANSI Chain No.	节距 Pitch	滚子直径 Roller diameter	内节内宽 Width between inner plates	销轴直径 Pin diameter	销轴长度 Pin length		内链板高度 Inner plate depth	链板厚度 Plate thickness	抗拉强度 Tensile strength	平均抗拉强度 Average tensile strength	每米长重 Weight per meter
	P	d1 max	b1 min	d2 max	L max	Lc max	h2 max	T max	Q min	Q0	q
	mm	mm	mm	mm	mm	mm	mm	mm	kN/lbf	kN	kg/m
*35H-1	9.525	5.08	4.77	3.58	13.3	14.3	9.00	1.50	7.9/1795	10.8	0.41
40H-1	12.700	7.95	7.85	3.96	18.8	19.9	12.00	2.03	14.1/3205	19.1	0.82
50H-1	15.875	10.16	9.40	5.08	22.1	23.4	15.09	2.42	22.2/5045	30.2	1.25
60H-1	19.050	11.91	12.57	5.94	29.2	31.0	18.00	3.25	31.8/7227	42.7	1.87
80H-1	25.400	15.88	15.75	7.92	36.2	37.7	24.00	4.00	56.7/12886	71.4	3.10
100H-1	31.750	19.05	18.90	9.53	43.6	46.9	30.00	4.80	88.5/20114	112.4	4.52
120H-1	38.100	22.23	25.22	11.10	53.5	57.5	35.70	5.60	127.0/28864	160.9	6.60
140H-1	44.450	25.40	25.22	12.70	57.6	62.2	41.00	6.40	172.4/39182	217.3	8.30
160H-1	50.800	28.58	31.55	14.27	68.2	73.0	47.80	7.20	226.8/51545	285.8	10.30
180H-1	57.150	35.71	35.48	17.46	75.9	81.6	53.60	8.00	281.0/63863	341.8	14.83
200H-1	63.500	39.68	37.85	19.85	86.6	93.5	60.00	9.50	353.8/80409	444.5	19.16
240H-1	76.200	47.63	47.35	23.81	109.6	115.9	72.30	12.70	510.3/115977	622.5	30.40

*套筒链：表中滚子直径d1为套筒直径

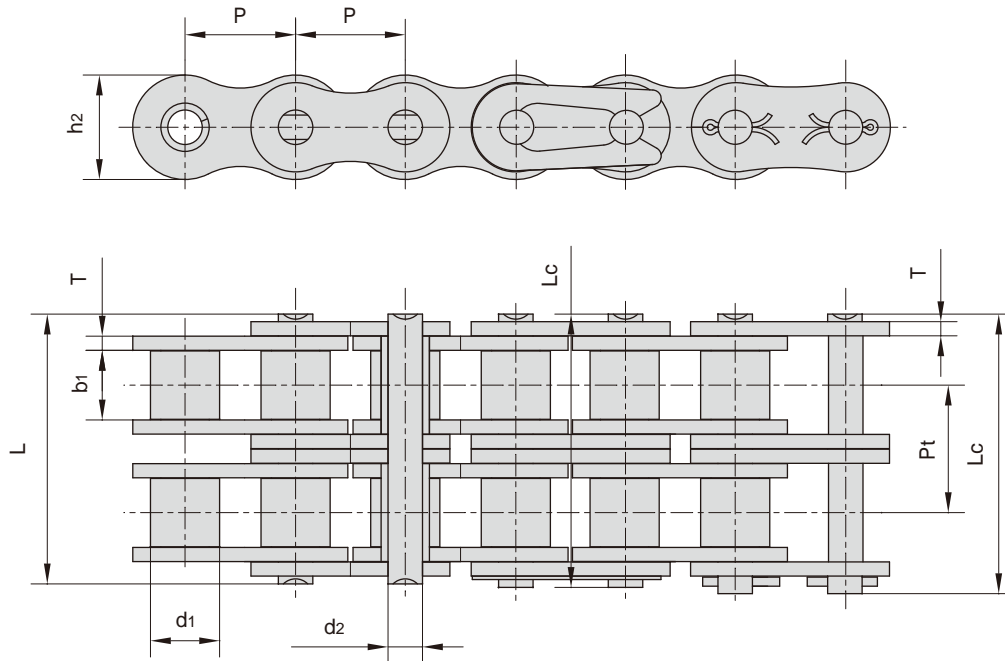
*Bush chain:d1 in the table indicates the external diameter of the bush

重载系列滚子链

Heavy duty series roller chains

双排滚子链

Duplex roller chains



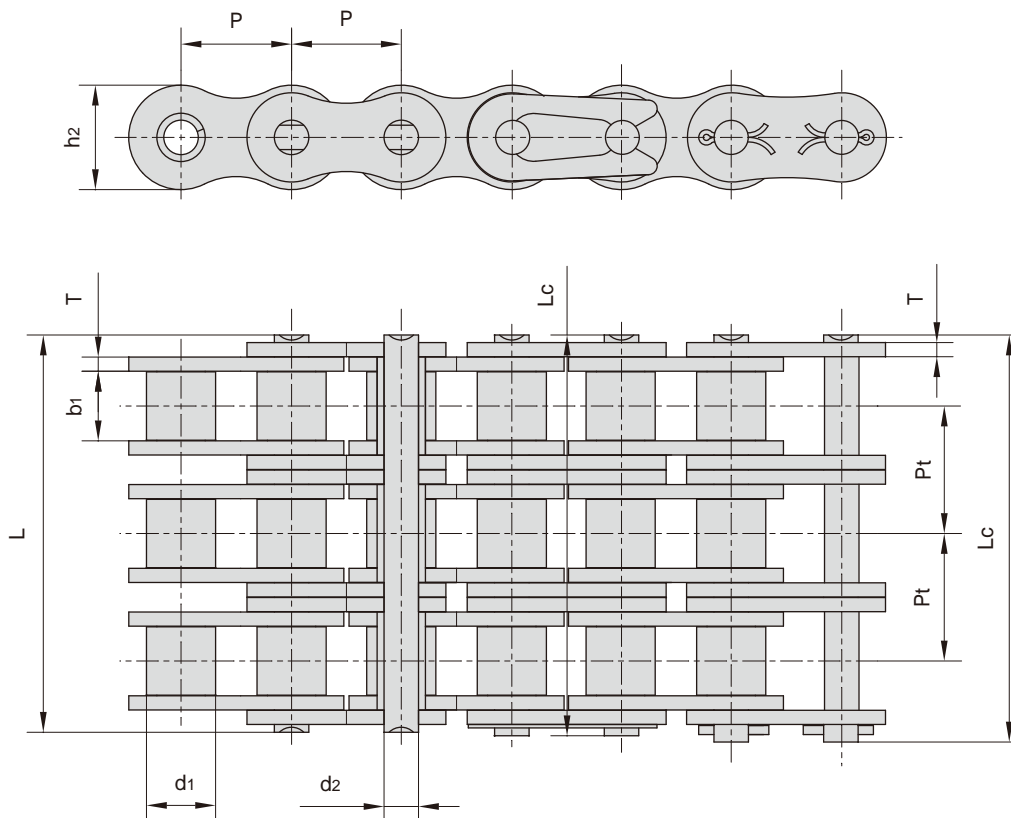
ISO/ANSI 链号	节距 Pitch	滚子直径 Roller diameter	内节内宽 Width between inner plates	销轴直径 Pin diameter	销轴长度 Pin length		内链板高度 Inner plate depth	链板厚度 Plate thickness	排距 Transverse pitch	抗拉强度 Tensile strength	平均抗拉强度 Average tensile strength	每米长重 Weight per meter
ISO/ANSI Chain No.	P	d1 max	b1 min	d2 max	L max	Lc max	h2 max	T max	Pt	Q min	Q0	q
	mm	mm	mm	mm	mm	mm	mm	mm	mm	kN/lbf	kN	kg/m
60H-2	19.050	11.91	12.57	5.94	55.3	57.1	18.00	3.25	26.11	63.6/14455	84.5	3.71
80H-2	25.400	15.88	15.75	7.92	68.8	70.3	24.00	4.00	32.59	113.4/25773	145.3	6.15
100H-2	31.750	19.05	18.90	9.53	82.7	86.0	30.00	4.80	39.09	177.0/40227	225.9	9.03
120H-2	38.100	22.23	25.22	11.10	102.4	106.4	35.70	5.60	48.87	254.0/57727	322.7	13.13
140H-2	44.450	25.40	25.22	12.70	109.8	114.4	41.00	6.40	52.20	344.8/78364	437.7	16.60
160H-2	50.800	28.58	31.55	14.27	130.1	134.9	47.80	7.20	61.90	453.6/103091	571.6	20.20
180H-2	57.150	35.71	35.48	17.46	146.5	155.6	53.60	8.00	69.16	562/127726	680.0	29.20
200H-2	63.500	39.68	37.85	19.85	164.9	171.8	60.00	9.50	78.31	707.6/160818	894.9	38.11
240H-2	76.200	47.63	47.35	23.81	212.6	223.1	72.30	12.70	101.22	1000/227270	1200.0	60.50

重载系列滚子链

Heavy duty series roller chains

三排滚子链

Triplex roller chains



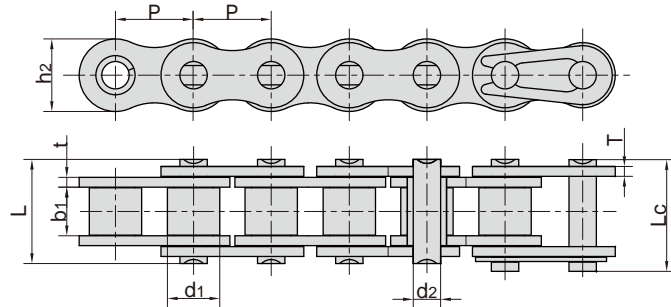
ISO/ANSI 链号	节距 Pitch	滚子直径 Roller diameter	内节内宽 Width between inner plates	销轴直径 Pin diameter	销轴长度 Pin length		内链板高度 Inner plate depth	链板厚度 Plate thickness	排距 Transverse pitch	抗拉强度 Tensile strength	平均抗拉强度 Average tensile strength	每米长重 Weight per meter
ISO/ANSI Chain No.	P	d1 max	b1 min	d2 max	L max	Lc max	h2 max	T max	Pt	Q min	Q0	q
	mm	mm	mm	mm	mm	mm	mm	mm	mm	kN/lbf	kN	kg/m
60H-3	19.050	11.91	12.57	5.94	81.4	83.2	18.00	3.25	26.11	95.4/21682	113.9	5.54
80H-3	25.400	15.88	15.75	7.92	101.4	102.9	24.00	4.00	32.59	170.1/38659	203.5	9.42
100H-3	31.750	19.05	18.90	9.53	121.8	125.1	30.00	4.80	39.09	265.5/60341	314.8	12.96
120H-3	38.100	22.23	25.22	11.10	151.2	155.2	35.70	5.60	48.87	381.0/86591	444.7	19.64
140H-3	44.450	25.40	25.22	12.70	162.0	166.6	41.00	6.40	52.20	517.2/117545	598.4	24.90
160H-3	50.800	28.58	31.55	14.27	192.0	196.8	47.80	7.20	61.90	680.4/154636	787.3	30.10
180H-3	57.150	35.71	35.48	17.46	215.7	224.8	53.60	8.00	69.16	843/191589	1011.0	44.10
200H-3	63.500	39.68	37.85	19.85	243.2	250.1	60.00	9.50	78.31	1061.4/241227	1228.2	57.06
240H-3	76.200	47.63	47.35	23.81	313.8	324.3	72.30	12.70	101.22	1500/340905	1650.0	91.00

重载系列滚子链

Heavy duty series roller chains

非标重载系列滚子链

Non-standard Heavy duty series roller chains



Chain No.	节距	滚子直径	内节内宽	销轴直径	销轴长度		内链板高度	链板厚度	抗拉强度	每米长重
	Pitch	Roller diameter	Width between inner plates	Pin diameter	Pin length		Inner plate depth	Plate thickness	Tensile strength	Weight per meter
	P	d1 max	b1 min	d2 max	L max	Lc max	h2 max	t/T	Q min	q
	mm	mm	mm	mm	mm	mm	mm	mm	kN/lbf	kg/m
04BH	6.000	4.00	2.80	1.85	8.4	9.4	5.0	0.90	5.00/1136	0.14
*06BH	9.525	6.35	5.72	3.58	14.4	15.4	8.2	1.60	11.25/2557	0.51
#35HF1	9.525	5.08	4.77	3.58	14.6	15.6	9.0	1.80	9.00/2023	0.47
08AHF1	12.700	7.95	10.00	3.96	21.0	22.2	12.0	2.03	13.80/3136	0.88
08BH	12.700	8.51	7.85	4.45	18.8	19.9	11.8	2.03	20.60/4682	0.79
41HF1	12.700	7.77	6.25	3.58	16.7	18.0	9.9	2.03	9.00/2023	0.59
*C40HF3	12.700	7.95	7.85	3.96	18.8	19.9	12.0	2.03	20.00/4496	0.94
*C08BHF8	12.700	8.51	7.85	4.45	19.9	21.0	11.8	2.42/2.03	25.00/5620	1.04
10BH	15.875	10.16	9.65	5.08	20.2	21.6	14.7	1.85	25.00/5681	1.03
10BHF1	15.875	10.16	6.45	5.08	18.0	19.8	14.7	2.10	23.60/5305	1.05
12BH	19.050	12.07	11.68	5.94	25.2	26.8	16.0	2.42	40.00/9091	1.45
12BHF1	19.050	12.07	11.68	6.10	25.0	27.2	16.5	2.50	44.00/10000	1.46
12BHF2	19.050	12.07	13.30	6.10	28.8	30.3	16.5	2.80	35.00/7954	1.72
12BHF3	19.050	12.07	13.50	5.72	28.8	30.3	16.5	2.80	35.00/7954	1.71
12BV	19.050	12.07	11.68	6.10	24.5	26.5	16.0	2.42	36.00/8182	1.43
60HV	19.050	11.91	12.57	5.94	29.2	31.0	18.0	3.25	40.00/9090	2.00
12AHF7	19.050	11.91	9.50	5.94	25.9	27.7	18.0	3.25	49.00/11015	1.78
12AHF101	19.050	11.91	9.40	5.94	26.3	28.1	18.0	3.25	53.00/11914	1.81
12BHF5	19.050	12.07	11.68	6.10	25.2	26.8	17.9	2.42	40.00/8992	1.60
*C12BHF3	19.050	12.07	11.68	5.72	29.3	31.2	20.0	4.0/3.0	31.40/7059	2.38
16BH	25.400	15.88	17.02	8.90	35.7	38.9	24.1	4.00/3.1	80.00/18182	3.11
16BHF3	25.400	15.88	12.70	8.90	31.6	35.0	24.1	4.00/3.1	80.00/18182	2.90
*C20AHF1	31.750	19.05	19.05	10.32	43.6	46.9	30.0	4.80	146.00/32821	5.40
20BH	31.750	19.05	19.56	10.19	47.1	51.0	26.4	6.0/4.8	95.00/21356	4.52
20BHF1	31.750	19.05	19.56	10.19	47.1	51.0	29.2	6.0/4.8	150.00/33720	5.09
24BH	38.100	25.40	25.40	14.63	58.6	63.4	36.2	7.50/6.0	225.00/51136	9.00
24BHF2	38.100	25.40	25.40	14.63	57.8	62.2	37.0	7.20/6.0	225.40/51226	9.06
24BHF5	38.100	25.40	25.40	14.63	64.6	69.1	36.2	9.00/7.5	270.00/61344	10.60
28BH	44.450	27.94	30.99	15.90	69.6	75.0	36.7	8.5/7.2	200.00/44960	9.99
32AHF1	50.800	28.58	31.55	15.00	75.4	80.3	47.8	9.00	222.40/49996	13.36
32BH	50.800	29.21	30.99	17.81	72.0	77.2	42.0	8.00	250.00/56200	11.26
32BHF1	50.800	29.21	31.55	17.81	69.9	74.7	48.2	8.0/7.15	350.00/78680	13.20

*直链板

*Strait side plates

#套筒链：表中滚子直径d1为套筒直径

Bush chain: d1 in the table indicates the external diameter of the bush